

TO: The Augustana Community
FROM: Institutional Research and Assessment
RE: 2013 Augustana Senior Survey
August 1, 2013

Welcome back! Many of you used the 2011-12 senior survey data as a baseline for departmental assessment, program review, or simply trying to improve your efforts. In that spirit, I hope will find the results from the 2012-13 senior survey useful. Although the survey is quite similar to the prior year, there are some changes that you might find interesting. First, some questions were moved to the new End-of-First-Year survey. Second, we expanded our survey of recent graduates (9 months after graduation). You will find those reports on [the IR web site](#) and in an upcoming email. As always, please send us comments, suggestions, critiques, or anything else that might help improve these surveys in the future.

This report provides a snapshot of the 2013 graduates' experiences. Thus, for each question in the survey, this report provides: the text of the question (and its response options), the number of respondents, the average response score, and the standard deviation (variance from the mean).

As the campus community looks at these results, we would still like you to consider the questions we posed last year:

- How might the experiences highlighted in each question impact an Augustana student's education and/or post-graduate success?
- What average response do you think might represent institutional success?
- How might we design our practices and priorities to meet such a goal?

We hope this report will foster discussion and spur your efforts toward continual improvement. Please don't hesitate to contact the Institutional Research and Assessment Office if you have additional questions. Have a great year!

Institutional Research and Assessment Office

Mark Salisbury Kimberly Dyer

2013 Senior Survey results

Pre-College Traits

Gender	60.0% Female	40.0% Male
Race	83.6% White	16.4% Oth./Unk.
Award Category (Socioeconomic status)	15.2% Pell	41.6% DNQ*
Average ACT	25.5	

*Did not qualify for any federal financial aid

Campus Participation

These questions were answered with No = 0 and Yes = 1, so the mean gives the proportion participating.

(i.e. Mean of 0.45 says that 45% of students participated)

	Number	Mean	St. Dev.
Did you join a social fraternity or sorority?	494	0.47	0.499
Did you participate in any Intramural Sports?	495	0.53	0.500
Did you participate in intercollegiate NCAA athletics?	495	0.33	0.472
Did you participate in an internship program?	495	0.60	0.490
Did you receive academic credit for this experience?*	298	0.69	0.461
Did you participate in a college music ensemble?	493	0.23	0.419
Did you participate in any other clubs or organizations at Augustana?	494	0.79	0.410
Did you enroll in an independent study?	489	0.25	0.433
Did you assist a faculty member with their research?	493	0.15	0.381
Did you conduct an undergraduate research project?	493	0.58	0.494
Did you volunteer in the community?	492	0.87	0.334
Did you ever volunteer when it was not required or strongly encouraged by an organization in which you were a member?	493	0.70	0.461
Did you participate in a Service Learning course?	490	0.30	0.458
Were you ever enrolled in an honors course?	490	0.10	0.306
Were you a member of an Honor Society on campus?	495	0.34	0.474
Did you ever participate in a study abroad program?	495	0.49	0.500

* Only those students who participate in an internship responded to this question, so the percentage of those receiving academic credit for their internship is out of the total number of students who participated in an internship.

Advising

Each of the questions below were answered on one of the following 5 point scales.

*1=Strongly Disagree, 2=Disagree, 3=Neutral, 4=Agree, 5=Strongly Agree

**1=Never, 2=Rarely, 3=Sometimes, 4=Often, 5=Very Often

***1=Never, 2=Less than once per term, 3=1-2 times per term, 4=2-3 times per term, 5=We communicated regularly throughout each term

	Number	Mean	St. Dev.
My major adviser genuinely seemed to care about my development as a whole person.*	490	4.19	1.075

My major adviser helped me select courses that best met my educational or personal goals.*	492	3.98	1.105
How often did your major adviser ask you about your career goals and aspirations?***	489	3.61	1.161
My major adviser connected me with other campus resources and opportunities (Student Activities, CEC, the Counseling Center, etc.) that helped me succeed in college.*	488	3.42	1.159
How often did your major adviser ask you to think about the connections between your academic plans, co-curricular activities, and your career or post-graduate plans?***	490	3.35	1.231
My major adviser helped me plan to make the most of my college career.*	492	3.87	1.154
About how often did you talk with your primary major adviser?***	492	3.54	1.098

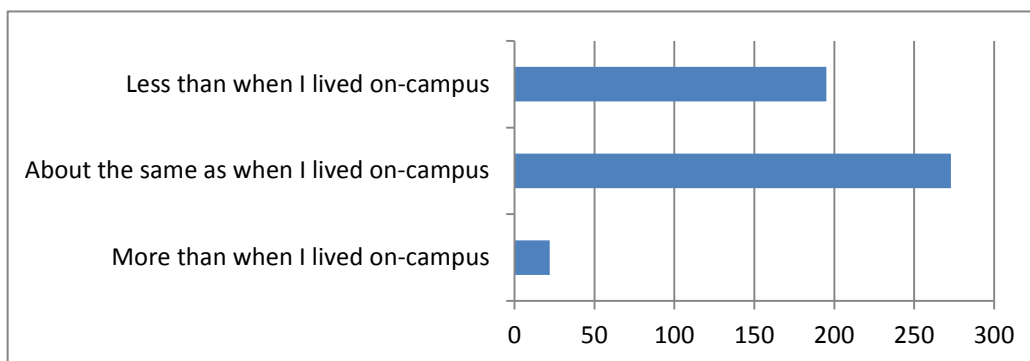
Residential Life

Each of the questions below were answered on the following 5 point scale.

*1=Strongly Disagree, 2=Disagree, 3=Neutral, 4=Agree, 5=Strongly Agree

	Number	Mean	St. Dev.
The Transitional Living Area (TLA) experience helped me develop the skills to live independently.*	492	3.52	1.088
My on campus living experience helped me develop useful ways to handle conflict and resolve disagreement tactfully.*	483	3.42	0.940

How often did you participate in on-campus events during your senior year?



Co-Curricular

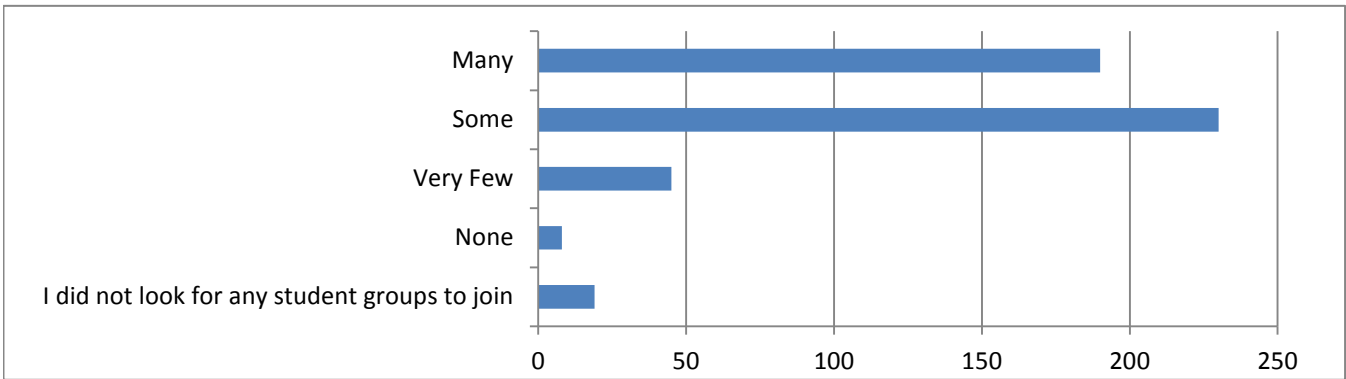
Each of the questions below were answered on the following 5 point scale.

*1=Strongly Disagree, 2=Disagree, 3=Neutral, 4=Agree, 5=Strongly Agree

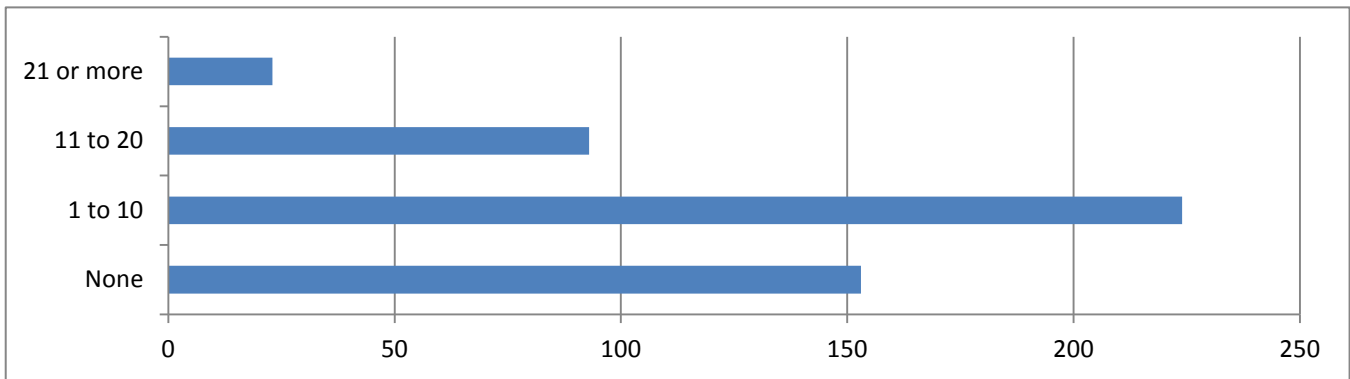
	Number	Mean	St. Dev.
My out-of-class experiences have helped me connect what I learned in the classroom with real-life events.*	491	3.93	0.820
My out-of-class experiences have helped me develop a deeper understanding of myself.*	491	4.24	0.746

My out-of-class experiences have helped me develop a deeper understanding of how I relate to others.*	491	4.25	0.722
My co-curricular involvement helped me build a network of healthy lasting friendships.*	488	4.24	0.813
My co-curricular involvement helped me develop a better understanding of my leadership skills.*	491	4.29	0.782
My co-curricular experiences encouraged interactions with students who were very different from me in race, ethnicity, sexual orientation, religious beliefs or social/political values.*	494	3.74	0.957

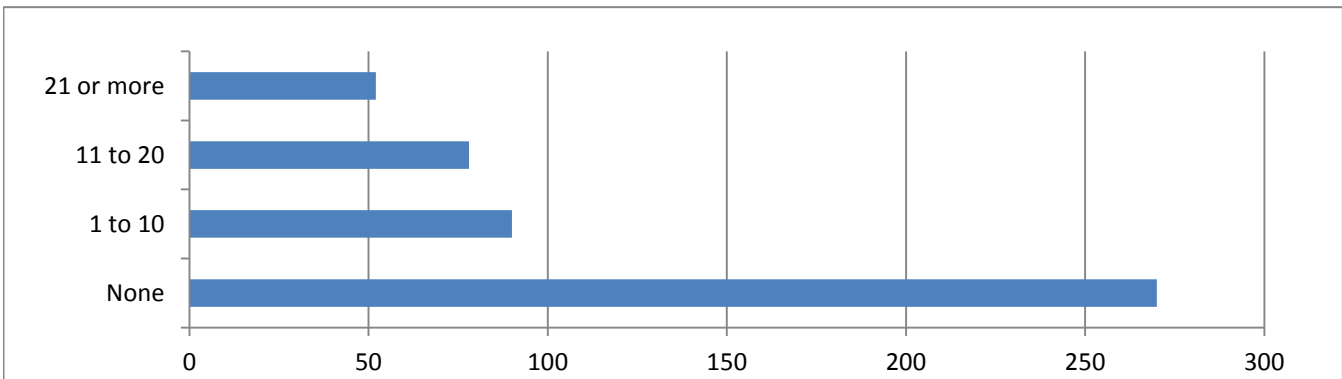
How many student groups or clubs did you find that fit your interests?



During this academic year how many hours did you work per week on campus?



During this academic year how many hours did you work per week off campus?



Curriculum outside major

Each of the questions below were answered on one of the following 5 point scales.

*1=Strongly Disagree, 2=Disagree, 3=Neutral, 4=Agree, 5=Strongly Agree

**1=Never, 2=Rarely, 3=Sometimes, 4=Often, 5=Very Often

	Number	Mean	St. Dev.
The skills I learned in my general education courses helped me succeed in my major courses.*	491	3.43	1.001
The classes I took outside my major(s) helped me appreciate the way that different disciplines make sense of the world.*	489	4.03	0.824
My classes outside my major(s) challenged me to produce my best academic work.*	493	3.53	0.951
The courses I needed to take were available in the order in which I needed to take them.*	494	3.37	1.076
In your non-major courses, about how often were you asked to include different perspectives (different races, religions, genders, political beliefs, etc.) in class discussions or writing assignments?**	492	3.52	0.823
About how often did you discuss ideas from your non-major courses with faculty members outside of class?**	491	2.82	0.916
Symposium Day activities influenced the way I now think about societal or cultural issues.*	492	2.16	1.075
I am confident in my ability to interpret numerical and statistical quantities.*	491	3.90	0.941
In your non-major courses, about how often were you asked to put together ideas or concepts from different courses when completing assignments or during class discussions?**	493	3.17	0.817

Overall Curricular Experience

Each of the questions below were answered on one of the following 5 point scales.

*1=Strongly Disagree, 2=Disagree, 3=Neutral, 4=Agree, 5=Strongly Agree

**1=Never, 2=Rarely, 3=Sometimes, 4=Often, 5=Very Often

	Number	Mean	St. Dev.
My one-on-one interactions with faculty have had a positive influence on my intellectual growth and interest in ideas.*	494	4.34	0.725
The faculty with whom I have had contact were interested in helping students grow in more than just academic areas.*	487	4.19	0.731
How frequently did your faculty ask you to examine the strengths and weaknesses of your own views on a topic or issue?**	492	3.46	0.896
How often did you receive feedback on your in-class presentation style that helped you improve your oral communication skills?**	492	3.37	0.881
How often did you work harder than you thought you could to meet an instructor's standards or expectations?**	493	3.70	0.891
How often did faculty and staff emphasize the importance of contributing to the quality of local neighborhoods and surrounding community?**	491	3.29	0.963
How frequently did your faculty ask you to try to understand someone else's views by imagining how an issue looks from his or her perspective?**	493	3.49	0.896

Library

Each of the questions below were answered on one of the following 5 point scales.

*1=Strongly Disagree, 2=Disagree, 3=Neutral, 4=Agree, 5=Strongly Agree

**1=Never, 2=Rarely, 3=Sometimes, 4=Often, 5=Very Often

	Number	Mean	St. Dev.
My interactions with the librarians helped me improve my approach to researching a topic.*	489	3.54	0.920
My interactions with the librarians helped me gain confidence in my own ability to research a future topic.*	491	3.52	0.902
How often did you study - by yourself or in small groups - in the Tredway library building? **	492	3.54	1.136

Experiences in the major

Each of the questions below were answered on one of the following 5 point scales.

*1=Strongly Disagree, 2=Disagree, 3=Neutral, 4=Agree, 5=Strongly Agree

**1=Never, 2=Rarely, 3=Sometimes, 4=Often, 5=Very Often

	Number	Mean	St. Dev.
The courses offered in this major allowed me to explore my specific interests.*	673	4.09	0.905
The courses I took in this major seemed to follow each other in a logical sequence.*	671	4.01	0.86
Faculty in this major cared about my development as a whole person.*	672	4.34	0.762
Faculty in this major were accessible and responsive outside the classroom.*	673	4.42	0.722
In this major, I consistently received feedback on my writing that helped me improve my written communication skills.*	670	3.89	0.963
In this major, how frequently did your faculty emphasize analyzing the basic elements of an idea, experience, or theory, such as examining a particular case or situation in depth and considering its components? **	670	4.12	0.787
In this major, how frequently did your faculty emphasize applying theories or concepts to practical problems or in new situations? **	670	4.15	0.807
In this major, how frequently did your faculty emphasize synthesizing and organizing ideas, informations, or experiences into new, more complex interpretations and relationships? **	668	4.09	0.822
In this major, how frequently did your faculty emphasize making judgments about the value of information, arguments, or methods, such as examining how others gathered and interpreted data and assessing the soundness of their conclusions? **	671	4.09	0.861
My senior inquiry project in this major challenged me to produce my best possible intellectual work.*	552	4.12	0.935
During my senior inquiry project in this major I learned just as much about myself (work habits, handle set backs, manage a larger project, etc.) as I did about the topic of my paper.*	549	3.96	0.987
Faculty in this major knew how to help me prepare to achieve my post-graduate plans.*	670	3.97	0.968

Percent of students who had two or three majors.	41.40%
Percent of students who had three majors.	3.60%

Environment

Each of the questions below were answered on one of the following 5 point scales.

*1=Strongly Disagree, 2=Disagree, 3=Neutral, 4=Agree, 5=Strongly Agree

**1=Definitely Not, 2=Not Really, 3=Not Sure, 4=Most of the Time, 5=Definitely Yes

	Number	Mean	St. Dev.
The college emphasized an atmosphere of ethnic and cross-cultural understanding.*	490	3.53	0.902
Augustana College was concerned about me as an individual.*	492	3.43	1.104
I felt a strong sense of belonging on campus.*	492	3.93	0.953
Augustana faculty and staff welcomed student input on institutional policy and handbook decisions.*	490	3.03	1.065
There are enough places on campus for students to study effectively.*	493	3.25	1.140
When you had questions or concerns about financial issues, were the offices you contacted responsive and helpful?**	493	3.87	0.926

Outcomes

Each of the questions below were answered on one of the following scales.

*1=Strongly Disagree, 2=Disagree, 3=Neutral, 4=Agree, 5=Strongly Agree

**1=Definitely Not, 2=Probably Not, 3=Not Sure, 4=Probably Yes, 5=Definitely Yes

***0=No, 1=Yes

	Number	Mean	St. Dev.
I am certain that my post-graduate plans are a good fit for who I am right now and where I want my life to go.*	489	4.11	0.940
If you could relive your college decision, would you choose Augustana again?**	494	4.16	0.965
Do you have a job confirmed or have you been accepted to graduate school?***	495	0.39	0.488

2013 Senior Survey Post-graduate preparation

For what purpose did you use your Augie Choice money?	I've never heard of Augie Choice	I didn't use my Augie Choice money even though I knew about it	Internship	Study Abroad or International Tour	Undergraduate research project
	0.40%	12.50%	28.50%	52.10%	4.80%

When did you actively begin to create your resume or portfolio in	Freshman Year	Sophomore Year	Junior Year	Senior Year	I haven't started yet
	12.30%	24.20%	32.10%	25.30%	4.60%

Please indicate the highest academic degree you intend to obtain- even if you aren't planning to go back to school right away.	Bachelor's Degree	JD (law degree)	Master's Degree in a liberal arts field (MA, MS)	Master's Degree in a professional field (MBA, MBS, MPH, MDiv, etc.)	Master's Degree in fine arts (MFA, MMus)
	18.40%	1.40%	18.80%	29.90%	2.80%
	MD, DD, DVM (medical degree)	Ph.D.			
	13.50%	13.70%			

Who recommended that you use the resources in the CEC (Community Engagement Center)?*	Faculty within my major(s)	Faculty outside my major(s)	My first year adviser	My major adviser	Residential Life staff
	46.50%	18.80%	12.30%	35.40%	3.20%
	Student Activities staff	My parents	Another student	Other Administrators	No one recommended the CEC to me
	4.40%	12.70%	27.70%	10.30%	17.00%

What are your immediate plans after you graduate from Augustana College?*	Graduate school full-time	Graduate school part-time	Work full-time	Work part-time	Volunteer
	29.90%	3.60%	52.10%	13.50%	8.90%
	Join the military or other government service	Take some time off to consider future plans	Internship		
	2.40%	15.20%	0.20%		

*Students were allowed to choose multiple responses so these categories may total to more than 100%.